

Application for a premises licence to be granted
under the Licensing Act 2003

PLEASE READ THE FOLLOWING INSTRUCTIONS FIRST

LICENSING

26 SEP 2012

Before completing this form please read the guidance notes at the end of the form. If you are completing this form by hand please write legibly in block capitals. In all cases ensure that your answers are inside the boxes and written in black ink. Use additional sheets if necessary.

You may wish to keep a copy of the completed form for your records.

I/W

e

JESSICA STEDMAN

(Insert name(s) of applicant)

apply for a premises licence under section 17 of the Licensing Act 2003 for the premises described in Part 1 below (the premises) and I/we are making this application to you as the relevant licensing authority in accordance with section 12 of the Licensing Act 2003

Part 1 – Premises Details

Postal address of premises or, if none, ordnance survey map reference or description BEETHAM NURSERIES, 147A POOL DARKIN LANE BEETHAM MILNTHORPE CUMBRIA			
Post town		Post code	LA7 7AP

Telephone number at premises (if any)	015395 62010
Non-domestic rateable value of premises	£ 56,000

Part 2 - Applicant Details

Please state whether you are applying for a premises licence as

Please tick yes

- a) an individual or individuals * ☒ please complete section (A)
- b) a person other than an individual *
- i. as a limited company ☐ please complete section (B)
- ii. as a partnership ☐ please complete section (B)
- iii. as an unincorporated association or ☐ please complete section (B)
- iv. other (for example a statutory corporation) ☐ please complete section (B)
- c) a recognised club ☐ please complete section (E)
- d) a charity ☐ please complete section (B)






- e) the proprietor of an educational establishment ☐ please complete section (B)
- f) a health service body ☐ please complete section (B)
- g) a person who is registered under Part 2 of the Care Standards Act 2000 (c14) in respect of an independent hospital ☐ please complete section (B)
- h) the chief officer of police of a police force in England and Wales ☐ please complete section (B)

* If you are applying as a person described in (a) or (b) please confirm:

Please tick yes

- I am carrying on or proposing to carry on a business which involves the use of the premises for licensable activities; or ☒
- I am making the application pursuant to a
 - statutory function or ☐
 - a function discharged by virtue of Her Majesty's prerogative ☐

(A) INDIVIDUAL APPLICANTS (fill in as applicable)

Mr <input type="checkbox"/>	Mrs <input type="checkbox"/>	Miss <input checked="" type="checkbox"/>	Ms <input type="checkbox"/>	Other Title (for example, Rev)	
Surname STEDMAN			First names JESSICA ANNE		
I am 18 years old or over				<input checked="" type="checkbox"/> Please tick yes	
Current postal address if different from premises address					
Post Town				Postcode	
Daytime contact telephone number					
E-mail address (optional)					

SECOND INDIVIDUAL APPLICANT (if applicable)

Mr <input type="checkbox"/>	Mrs <input type="checkbox"/>	Miss <input type="checkbox"/>	Ms <input type="checkbox"/>	Other Title (for example, Rev)	
Surname			First names		
I am 18 years old or over				<input type="checkbox"/> Please tick yes	
Current postal address if different from premises address					

Post Town		Postcode	
Daytime contact telephone number			
E-mail address (optional)			

(B) OTHER APPLICANTS

Please provide name and registered address of applicant in full. Where appropriate please give any registered number. In the case of a partnership or other joint venture (other than a body corporate), please give the name and address of each party concerned.

Name
Address
Registered number (where applicable)
Description of applicant (for example, partnership, company, unincorporated association etc.)
Telephone number (if any)
E-mail address (optional)

Part 3 Operating Schedule

Day
Month
Year

When do you want the premises licence to start?

01 / 10 / 2012

Day
Month
Year

If you wish the licence to be valid only for a limited period, when do you want it to end?

N/A

would like the licence to be applicable all of the time

Please give a general description of the premises (please read guidance note 1)

Beetham nurseries is a garden centre, situated on the A6 towards the Lake District. We have a Food shop + cafe also on site, but you have to walk through the garden centre to access it - therefore, it will only be available to 'Beetham Nurseries' customers. The Food shop will sell wines + Liqueurs ^{for retail} as part of our shop + part of our luxury coffee menu, i.e. liqueur coffee. The cafe will sell wines etc for consumption with meals - to be consumed in extensive seating areas, inside + out - but both in the grounds of the garden centre.

If 5,000 or more people are expected to attend the premises at any one time, please state the number expected to attend.

What licensable activities do you intend to carry on from the premises?

(Please see sections 1 and 14 of the Licensing Act 2003 and Schedules 1 and 2 to the Licensing Act 2003)

Provision of regulated entertainment

Please tick yes

- | | |
|---|-------------------------------------|
| a) plays (if ticking yes, fill in box A) | <input checked="" type="checkbox"/> |
| b) films (if ticking yes, fill in box B) | <input checked="" type="checkbox"/> |
| c) indoor sporting events (if ticking yes, fill in box C) | <input type="checkbox"/> |
| d) boxing or wrestling entertainment (if ticking yes, fill in box D) | <input type="checkbox"/> |
| e) live music (if ticking yes, fill in box E) | <input checked="" type="checkbox"/> |
| f) recorded music (if ticking yes, fill in box F) | <input checked="" type="checkbox"/> |
| g) performances of dance (if ticking yes, fill in box G) | <input checked="" type="checkbox"/> |
| h) anything of a similar description to that falling within (e), (f) or (g) (if ticking yes, fill in box H) | <input checked="" type="checkbox"/> |

Provision of entertainment facilities:

- i) making music (if ticking yes, fill in box I)
- j) dancing (if ticking yes, fill in box J)
- k) entertainment of a similar description to that falling within (i) or (j)
(if ticking yes, fill in box K)



Provision of late night refreshment (if ticking yes, fill in box L)



Supply of alcohol (if ticking yes, fill in box M)



In all cases complete boxes N, O and P

A

Plays Standard days and timings (please read guidance note 6)			Will the performance of a play take place indoors or outdoors or both – please tick (please read guidance note 2)	Indoors	<input type="checkbox"/>
Day	Start	Finish		Outdoors	<input type="checkbox"/>
				Both	<input checked="" type="checkbox"/>
Mon	—	—	Please give further details here (please read guidance note 3) To take place mostly in Beetham Nurseries field, in a marquee or in the garden cafe (outside opening time) local plays, outside entertainment		
Tue	—	—			
Wed	—	—	State any seasonal variations for performing plays (please read guidance note 4) As above. In summer / peak seasons		
Thur	9:00	5:30			
	5:30	21:00			
Fri	9:00	5:30	Non standard timings. Where you intend to use the premises for the performance of plays at different times to those listed in the column on the left, please list (please read guidance note 5)		
	5:30	24:00			
Sat	9:00	5:30	private functions New Year's Eve + Day		
	5:30	24:00			
Sun	10:00	4:30	Xmas Eve Bonfire night / Halloween St George's day Bank holidays valentines Day		

B

Films Standard days and timings (please read guidance note 6)			Will the exhibition of films take place indoors or outdoors or both – please tick (please read guidance note 2)		Indoors	<input type="checkbox"/>
					Outdoors	<input type="checkbox"/>
Day	Start	Finish			Both	<input checked="" type="checkbox"/>
Mon	–	–	<u>Please give further details here</u> (please read guidance note 3) <i>local films as well as screening others as part of a ticketed event – in summer only.</i>			
	–	–				
Tue	–	–				
	–	–	<u>State any seasonal variations for the exhibition of films</u> (please read guidance note 4) <i>in summer only.</i>			
Wed	–	–				
	–	–				
Thur	9:00	5:30	<u>Non standard timings. Where you intend to use the premises for the exhibition of films at different times to those listed in the column on the left, please list</u> (please read guidance note 5) <i>Same as previous.</i>			
	5:30	21:00				
Fri	9:00	5:30				
	5:30	24:00				
Sat	9:00	5:30				
	5:30	24:00				
Sun	10:00	4:30				

C

Indoor sporting events Standard days and timings (please read guidance note 6)			<u>Please give further details</u> (please read guidance note 3)
Day	Start	Finish	
Mon			
Tue			<u>State any seasonal variations for indoor sporting events</u> (please read guidance note 4)
Wed			
Thur			
Fri			<u>Non standard timings. Where you intend to use the premises for indoor sporting events at different times to those listed in the column on the left, please list</u> (please read guidance note 5)
Sat			
Sun			

D

Boxing or wrestling entertainments Standard days and timings (please read guidance note 6)			<u>Will the boxing or wrestling entertainment take place indoors or outdoors or both – please tick</u> (please read guidance note 2)	Indoors	<input type="checkbox"/>
				Outdoors	<input type="checkbox"/>
				Both	<input type="checkbox"/>
Day	Start	Finish			
Mon			<u>Please give further details here</u> (please read guidance note 3)		
Tue					
Wed			<u>State any seasonal variations for boxing or wrestling entertainment</u> (please read guidance note 4)		
Thur					
Fri			<u>Non standard timings. Where you intend to use the premises for boxing or wrestling entertainment at different times to those listed in the column on the left, please list</u> (please read guidance note 5)		
Sat					
Sun					

E

Live music Standard days and timings (please read guidance note 6)			Will the performance of live music take place indoors or outdoors or both – please tick (please read guidance note 2)		Indoors	<input type="checkbox"/>
					Outdoors	<input type="checkbox"/>
					Both	<input checked="" type="checkbox"/>
Day	Start	Finish	Please give further details here (please read guidance note 3)			
Mon	16.00	21.00	only take place in the Garden Cafe or outside in the gardens etc - all in vicinity of Beetham nurseries plant areas (entrance through the main shop!) AMPLIFIED IN SOME CASES			
Tue	16.00	21.00				
Wed	16.00	21.00	State any seasonal variations for the performance of live music (please read guidance note 4)			
Thur	16.00	21.00	As above.			
Fri	9:00	5:30	Non standard timings. Where you intend to use the premises for the performance of live music at different times to those listed in the column on the left, please list (please read guidance note 5)			
Sat	9:00	5:30				
Sun	10 am	4 pm	private functions - to host them New years eve + day Christmas eve Bonfire night / Halloween.			

St Georges day
Bank holidays.
Valentines Day

F

Recorded music Standard days and timings (please read guidance note 6)			Will the playing of recorded music take place <u>indoors or outdoors or both – please tick</u> (please read guidance note 2)	Indoors	<input type="checkbox"/>
				Outdoors	<input type="checkbox"/>
Day	Start	Finish		Both	<input checked="" type="checkbox"/>
Mon	9:00	5:30	<u>Please give further details here</u> (please read guidance note 3) In most cases i.e. everyday activity music will not be amplified out for special events i.e. non standard timings or private functions we may choose to amplify the music		
	5:30	21:00			
Tue	9:00	5:30			
	5:30	21:00			
Wed	9:00	5:30	<u>State any seasonal variations for the playing of recorded music</u> (please read guidance note 4) May take place in land owned by Beemam Nurseries - all in close proximity to business i.e. field adjacent to car park.		
	5:30	21:00			
Thur	9:00	5:30			
	5:30	21:00			
Fri	9:00	5:30	<u>Non standard timings. Where you intend to use the premises</u> <u>for the playing of recorded music at different times to those</u> <u>listed in the column on the left, please list</u> (please read guidance note 5)		
	5:30	24:00			
Sat	9:00	5:30	Private functions New Years Eve + Day Christmas Eve Bonfire Night / Halloween St George's Day Bank Holidays Valentines Day		
	5:30	24:00			
Sun	10:00	4:30			

G

Performances of dance Standard days and timings (please read guidance note 6)			Will the performance of dance take place indoors or outdoors or both – please tick (please read guidance note 2)	Indoors	<input type="checkbox"/>
				Outdoors	<input type="checkbox"/>
				Both	<input checked="" type="checkbox"/>
Day	Start	Finish	Please give further details here (please read guidance note 3)		
Mon	–	–	In field adjacent to car park ie for a private event or in open space - in marquee Anywhere, across garden centre subject to appropriate risk assessments etc.		
	–	–			
Tue	–	–			
	–	–			
Wed	9:00	5:30	State any seasonal variations for the performance of dance (please read guidance note 4) Summer + winter seasons to be held in either the cafe (outside & opening hours) or in marquee in field.		
	5:30	21:00			
Thur	9:00	5:30			
	5:30	21:00			
Fri	9:00	5:30	Non standard timings. Where you intend to use the premises for the performance of dance at different times to those listed in the column on the left, please list (please read guidance note 5)		
	5:30	24:00			
Sat	9:00	5:30	Private function! New Year's Eve / DAY. Xmas Eve Bonfire night / Halloween St George's Day Bank Holidays Valentine's Day.		
	5:30	24:00			
Sun	–	–			
	–	–			

H

Anything of a similar description to that falling within (e), (f) or (g) Standard days and timings (please read guidance note 6)			Please give a description of the type of entertainment you will be providing <i>ticket events for brass, wind, string, piano instruments.</i> <i>wedding Reception</i> <i>Birthday's</i> <i>Special Occasion Parties</i>		
Day	Start	Finish	Will this entertainment take place indoors or outdoors or both – please tick (please read guidance note 2)	Indoors	<input type="checkbox"/>
Mon	9:00	5:30		Outdoors	<input type="checkbox"/>
	5:30	21:00		Both	<input checked="" type="checkbox"/>
Tue	9:00	5:30	Please give further details here (please read guidance note 3) <i>Amplified on most occasions -</i>		
	5:30	21:00			
Wed	9:00	5:30			
	5:30	21:00			
Thur	9:00	5:30	State any seasonal variations for entertainment of a similar description to that falling within (e), (f) or (g) (please read guidance note 4) <i>may be played in doors or in Marquee</i> <i>if poor weather. May be free standing</i> <i>in good weather.</i>		
	5:30	21:00			
Fri	9:00	5:30			
	5:30	24:00			
Sat	9:00	5:30	Non standard timings. Where you intend to use the premises for the entertainment of a similar description to that falling within (e), (f) or (g) at different times to those listed in the column on the left, please list (please read guidance note 5)		
	5:30	24:00			
Sun	10:00	4:30	<i>As previous</i>		

1 N/A

Provision of facilities for making music Standard days and timings (please read guidance note 6)			Please give a description of the facilities for making music you will be providing	

			Will the facilities for making music be indoors or outdoors or both – please tick (please read guidance note 2)	Indoors <input type="checkbox"/> Outdoors <input type="checkbox"/> Both <input checked="" type="checkbox"/>
Day	Start	Finish	Please give further details here (please read guidance note 3)	
Mon	9 - 10	10 - 11		
Tue	9 - 10	10 - 11	State any seasonal variations for the provision of facilities for making music (please read guidance note 4)	
Wed	9 - 10	10 - 11		
Thur	9 - 10	10 - 11	Non standard timings. Where you intend to use the premises for provision of facilities for making music at different times to those listed in the column on the left, please list (please read guidance note 5)	
Fri	9 - 10	10 - 11		
Sat	9 - 10	10 - 11		
Sun	9 - 10	10 - 11		

J

Provision of facilities for dancing Standard days and timings (please read guidance note 6)			Will the facilities for dancing be indoors or outdoors or both – please tick (see guidance note 2)	Indoors <input type="checkbox"/>
			Outdoors <input type="checkbox"/>	
			Both <input checked="" type="checkbox"/>	
Day	Start	Finish	Please give a description of the facilities for dancing you will be providing	
Mon			Staged area in which it will be safe to dance during events etc.	
	5:30	21:00		
Tue			Please give further details here (please read guidance note 3) Dancing areas for events held, ie such as private occasions Amplified music.	
	5:30	21:00		
Wed			State any seasonal variations for providing dancing facilities (please read guidance note 4) to be held in garden cafe (outside opening time) or in our field in a Marquee etc.	
	5:30	21:00		
Thur			Non standard timings. Where you intend to use the premises for the provision of facilities for dancing entertainment at different times to those listed in the column on the left, please list (please read guidance note 5)	
	5:30	24:00		
Fri			AS seen in previous.	
	5:30	24:00		
Sat				
	5:30	24:00		
Sun				

K N/A

Provision of facilities for entertainment of a similar description to that falling within i or j Standard days and timings (please read guidance note 6)			Please give a description of the type of entertainment facility you will be providing	
Day	Start	Finish	Will the entertainment facility be indoors or outdoors or both – please tick (please read guidance note 2)	Indoors <input type="checkbox"/>
Mon				Outdoors <input type="checkbox"/>
				Both <input type="checkbox"/>
Tue			Please give further details here (please read guidance note 3)	
Wed			State any seasonal variations for the provision of facilities for entertainment of a similar description to that falling within i or j (please read guidance note 4)	
Thur				
Fri			Non standard timings. Where you intend to use the premises for the provision of facilities for entertainment of a similar description to that falling within i or j at different times to those listed in the column on the left, please list (please read guidance note 5)	
Sat				
Sun				

L

Late night refreshment Standard days and timings (please read guidance note 6)			Will the provision of late night refreshment take place indoors or outdoors or both – please tick (please read guidance note 2)	Indoors	<input type="checkbox"/>
				Outdoors	<input type="checkbox"/>
				Both	<input checked="" type="checkbox"/>
Day	Start	Finish			
Mon			Please give further details here (please read guidance note 3) <i>Refreshments for private functions + or wedding receptions.</i>		
	5:30	21:00			
Tue			<i>Buffet style / Table service in Garden Cafe</i>		
	5:30	21:00			
Wed			State any seasonal variations for the provision of late night refreshment (please read guidance note 4) <i>During summer months - events may be held in Beetham Nurseries field and/or</i>		
	5:30	21:00			
Thur			<i>outside space</i>		
	5:30	21:00			
Fri			Non standard timings. Where you intend to use the premises for the provision of late night refreshment at different times, to those listed in the column on the left, please list (please read guidance note 5) <i>AS previous</i>		
	5:30	24:00			
Sat					
	5:30	24:00			
Sun	-	-			




* retail - alcohol to be sold in business hours
ie 9-5:00

M

Case - alcohol can be served until finish

Supply of alcohol Standard days and timings (please read guidance note 6)			Will the supply of alcohol be for consumption (Please tick box) (please read guidance note 7)	On the premises	<input type="checkbox"/>
				Off the premises	<input type="checkbox"/>
Day	Start	Finish		Both	<input checked="" type="checkbox"/>
Mon	9.00	21.00 5.00	<p>State any seasonal variations for the supply of alcohol (please read guidance note 4)</p> <p>All consumption will take place within Beetham Nursery grounds. Alcohol bought from food shop will not be for consumption on grounds - but for personal consumption in customers home etc. *</p> <p>Non standard timings. Where you intend to use the premises for the supply of alcohol at different times to those listed in the column on the left, please list (please read guidance note 5)</p> <p>Bank holidays Christmas Eve & New Year's Eve + Day Bonfire night / Halloween St George's Day Valentines Day Private functions - to host them.</p> <p>Beetham Nursery talks + events.</p>		
	5.00	21.00			
Tue	9.00	21.00 5.00			
	5.00	21.00			
Wed	9.00	5.00			
	5.00	21.00			
Thur	9.00	5.00			
	5.00	21.00			
Fri	9.00	5.00			
	5.00	23.00			
Sat	9.00	5.00			
	5.00	23.00			
Sun	10.00	4.30			
	-	-			

State the name and details of the individual whom you wish to specify on the licence as
premises supervisor

Name	JESSICA ANNE STEDMAN
Address	
Postcode	
Personal Licence number (if known)	
Issuing licensing authority (if known)	LANCASTER CITY COUNCIL

N

Please highlight any adult entertainment or services, activities, other entertainment or matters ancillary to the use of the premises that may give rise to concern in respect of children (please read guidance note 8)

N/A

Excessive drinking by adults but this would be monitored i.e. no children under 18 to be unaccompanied after 5:30pm.

O

Hours premises are open to the public Standard days and timings (please read guidance note 6)			State any seasonal variations (please read guidance note 4)
Day	Start	Finish	
Mon	9:00	5:30	outside seating - although this is available all year, it might be more relevant during 'summer months'.
Tue	9:00	5:30	
Wed	9:00	5:30	
Thur	9:00	5:30	<u>Non standard timings. Where you intend the premises to be open to the public at different times from those listed in the column on the left, please list (please read guidance note 5)</u> Bank holidays valentines day christmas eve New Years Day/Eve Events.
Fri	9:00	5:30	
Sat	9:00	5:30	
Sun	10:00	4:30	

P Describe the steps you intend to take to promote the four licensing objectives:

a) General – all four licensing objectives (b,c,d,e) (please read guidance note 9)

No Alcohol to be served to somebody who is drunk, or appears drunk.
 No violence to be tolerated
 children to be with an adult ::
 'under 25' rules/policy

b) The prevention of crime and disorder

CCTV around garden centre to monitor behaviour etc. (already in place)
 Staff to always check ID if unsure.
 Only certain members of staff authorised to sell alcohol.
 Any suspicious behaviour - then consumer will be asked to leave the premises.

PTO

c) Public safety

- Not sell alcohol to someone who appears drunk etc.
- No tolerance policy on violent behaviour.
- 'under 25' policy.

PTO

d) The prevention of public nuisance

- No sale of alcohol to anyone who appears drunk etc.
- Stop serving alcohol at a reasonable time and ensure customers leave premises.

PTO

e) The protection of children from harm

- no children to be unattended after 5:30pm.
- No sale of alcohol without ID. 'under 25' policy.

PTO

Please tick yes

- I have made or enclosed payment of the fee
- I have enclosed the plan of the premises
- I have sent copies of this application and the plan to responsible authorities and




- others where applicable
- I have enclosed the consent form completed by the individual I wish to be premises supervisor, if applicable ☐
- I understand that I must now advertise my application ☒
- I understand that if I do not comply with the above requirements my application will be rejected ☒

IT IS AN OFFENCE, LIABLE ON CONVICTION TO A FINE UP TO LEVEL 5 ON THE STANDARD SCALE, UNDER SECTION 158 OF THE LICENSING ACT 2003 TO MAKE A FALSE STATEMENT IN OR IN CONNECTION WITH THIS APPLICATION

Part 4 – Signatures (please read guidance note 10)

Signature of applicant or applicant's solicitor or other duly authorised agent (See guidance note 11). If signing on behalf of the applicant please state in what capacity.

Signature	
Date	
Capacity	MANAGER OF GARDEN FOOD STOP, BEETHAM NURSERIES

For joint applications signature of 2nd applicant or 2nd applicant's solicitor or other authorised agent. (please read guidance note 12). If signing on behalf of the applicant please state in what capacity.

Signature	
Date	
Capacity	

Contact name (where not previously given) and postal address for correspondence associated with this application (please read guidance note 13)

Post town		Post code	
Telephone number (if any)			
If you would prefer us to correspond with you by e-mail your e-mail address (optional)			

Notes for Guidance

1. Describe the premises. For example the type of premises, its general situation and layout and any other information which could be relevant to the licensing objectives. Where your application includes off-supplies of alcohol and you intend to provide a place for consumption of these off-supplies you must include a description of where the place will be and its proximity to the premises.